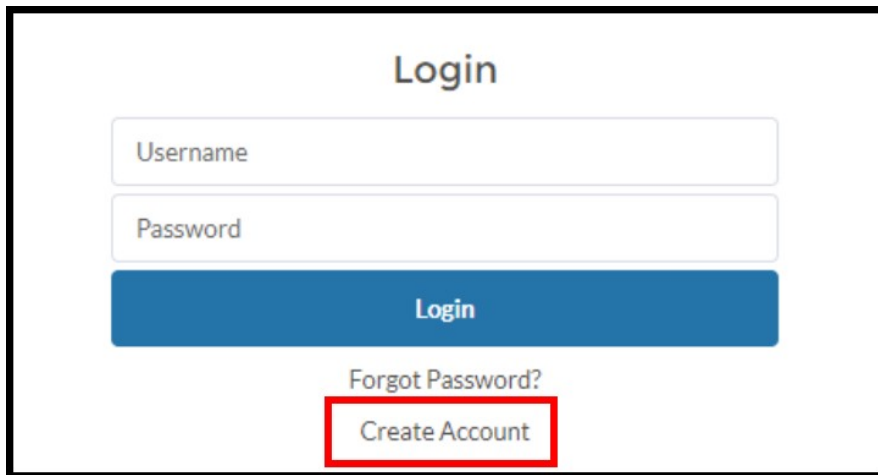


Logging into the MJCCA Registration Portal

Need help? Contact the Registration Team at (678) 812.4010 or registration.team@atlantajcc.org.

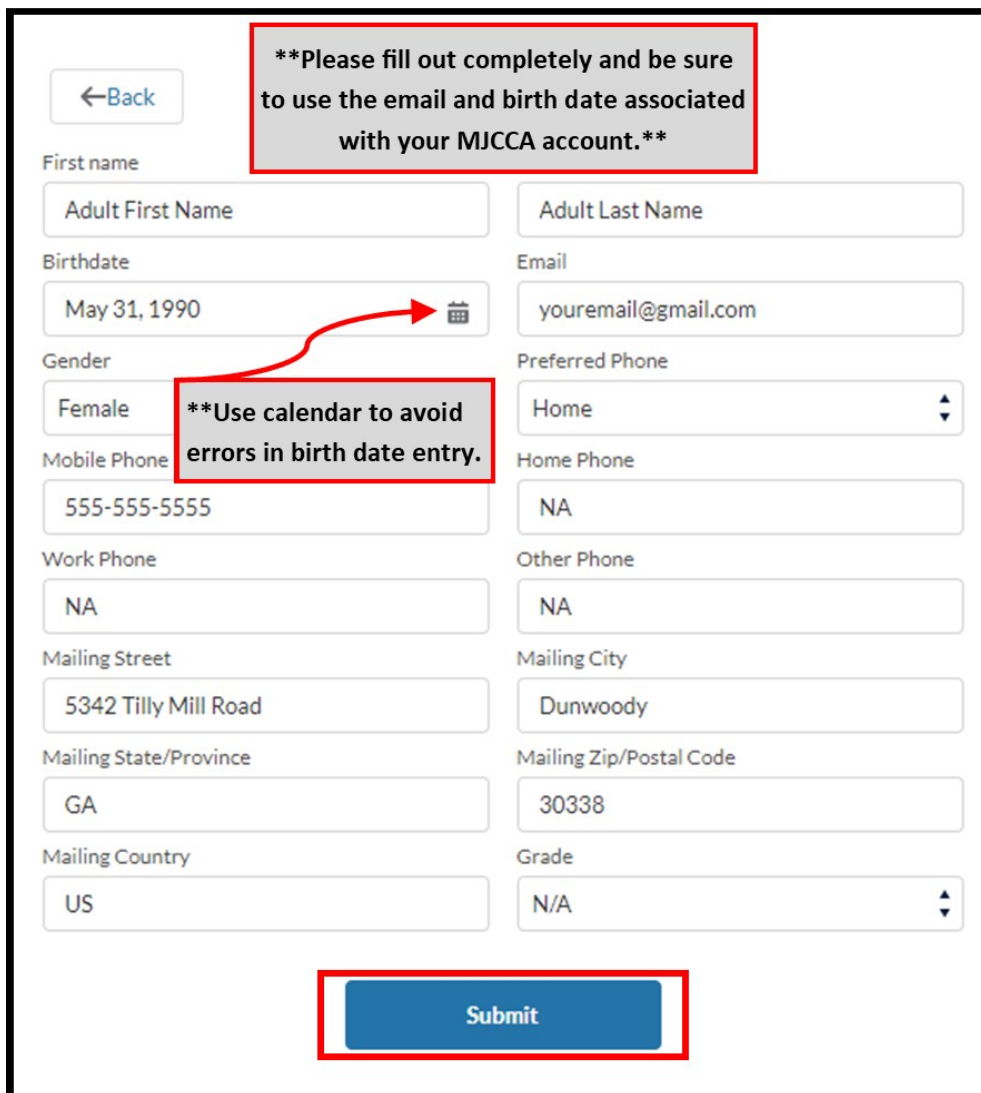
1. Click [HERE](#) to create your JCC account.
2. Select **Create Account**.



The screenshot shows a login form with the following elements:

- Username input field
- Password input field
- Blue Login button
- Forgot Password? link
- Create Account** button (highlighted with a red box)

3. Fill out your complete account information and select **Submit**.



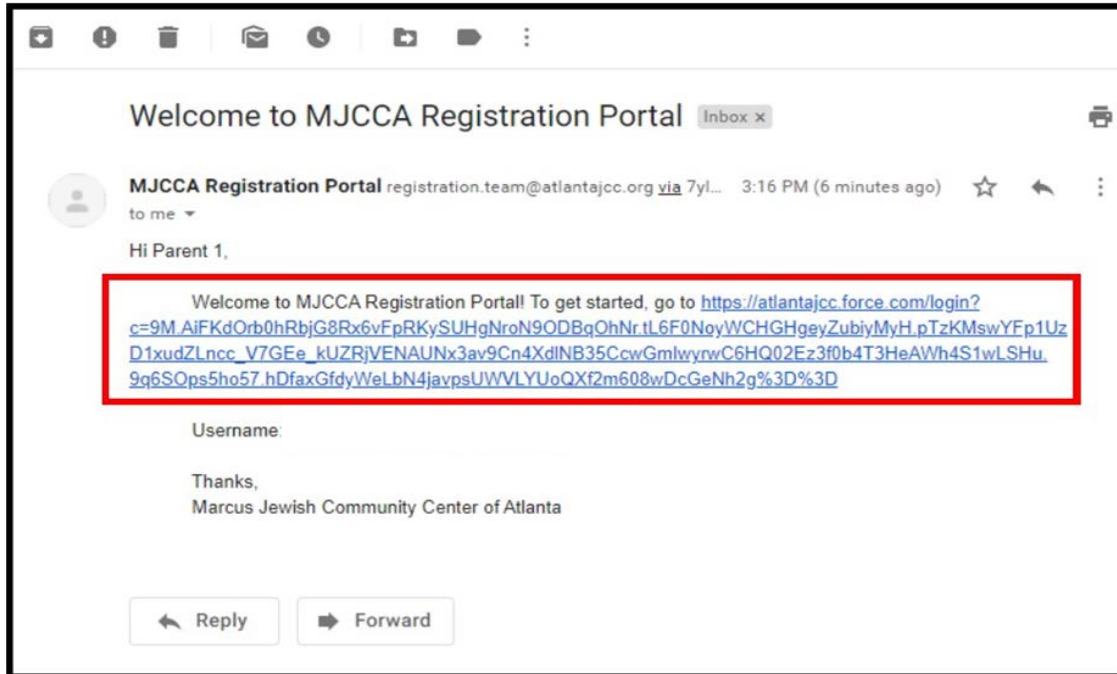
The screenshot shows a registration form with the following elements:

- [←Back](#) button
- Red box containing text: ****Please fill out completely and be sure to use the email and birth date associated with your MJCCA account.****
- First name fields: Adult First Name, Adult Last Name
- Birthdate field: May 31, 1990 (with a calendar icon)
- Gender field: Female
- Red box containing text: ****Use calendar to avoid errors in birth date entry.**
- Email field: youremail@gmail.com
- Preferred Phone field: Home
- Mobile Phone field: 555-555-5555
- Home Phone field: NA
- Work Phone field: NA
- Other Phone field: NA
- Mailing Street field: 5342 Tilly Mill Road
- Mailing City field: Dunwoody
- Mailing State/Province field: GA
- Mailing Zip/Postal Code field: 30338
- Mailing Country field: US
- Grade field: N/A
- Submit** button (highlighted with a red box)

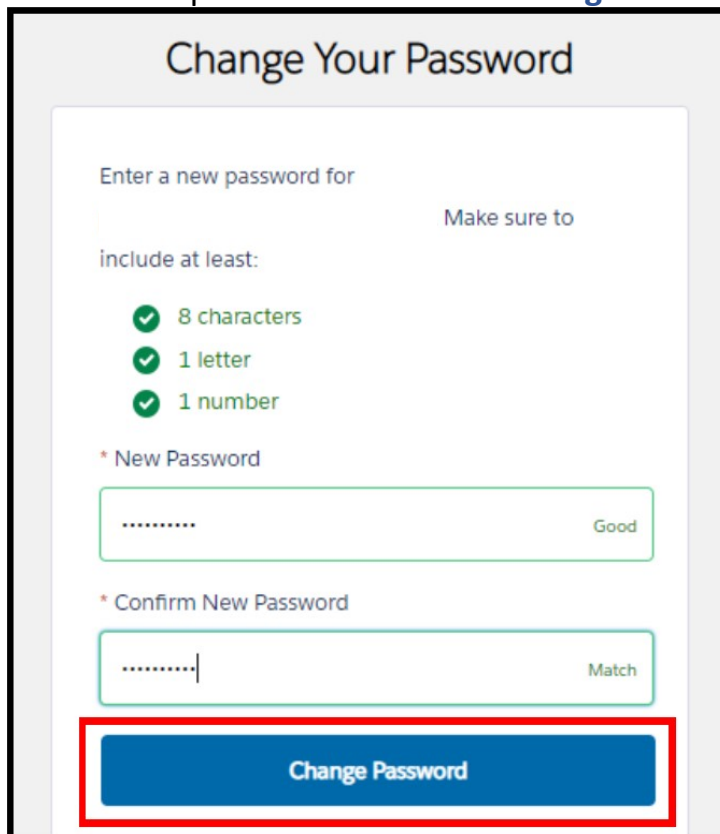
Logging into the MJCCA Registration Portal

Need help? Contact the Registration Team at (678) 812.4010 or registration.team@atlantajcc.org.

4. Once submitted, you will receive an email from the **MJCCA Registration Portal**. Click on the link in your email to create your password. If you do not receive this email, please check your spam.



5. Choose a password and select **Change Password**.



The image shows a "Change Your Password" form. It has a title "Change Your Password" and a sub-header "Enter a new password for". Below this is a text input field. To the right of the input field is the text "Make sure to include at least:". Below this are three requirements, each with a green checkmark: "8 characters", "1 letter", and "1 number". There are two password input fields: "* New Password" and "* Confirm New Password". The "New Password" field has a "Good" status indicator, and the "Confirm New Password" field has a "Match" status indicator. At the bottom of the form, there is a blue button labeled "Change Password", which is highlighted with a red box.

Logging into the MJCCA Registration Portal

Need help? Contact the Registration Team at (678) 812.4010 or registration.team@atlantajcc.org.

6. To confirm your login is linked to your MJCCA account, select **HOUSEHOLD** and verify the family members on your account.

Additionally, you can check your family's active enrollments. Scroll past your household information down to **REGISTRATIONS**. From there you can drop down the **Active Enrollments** then drop down enrollments by child.



MY DETAILS **HOUSEHOLD**

My Household

Camper 1 Day Camp Family

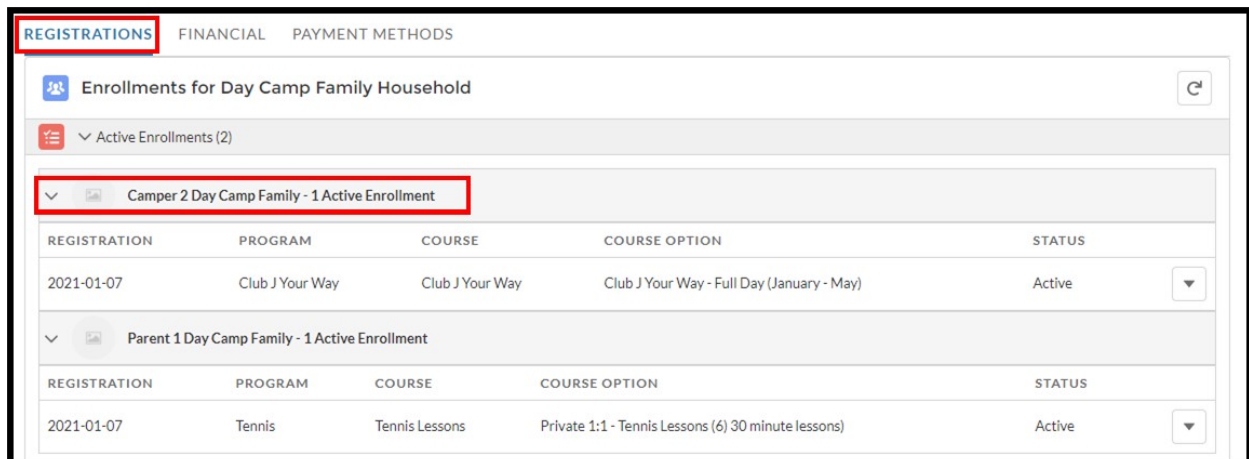
Age : 8
Last Name : Day Camp Family
Gender : Male
Birthdate : 2012-05-31

Camper 2 Day Camp Family

Age : 5
Last Name : Day Camp Family
Gender : Female
Birthdate : 2015-05-13

Camper 4 Day Camp Family

Age : 13
Last Name : Day Camp Family
Gender : Female
Birthdate : 2007-05-31



REGISTRATIONS FINANCIAL PAYMENT METHODS

Enrollments for Day Camp Family Household

Active Enrollments (2)

Camper 2 Day Camp Family - 1 Active Enrollment

REGISTRATION	PROGRAM	COURSE	COURSE OPTION	STATUS
2021-01-07	Club J Your Way	Club J Your Way	Club J Your Way - Full Day (January - May)	Active

Parent 1 Day Camp Family - 1 Active Enrollment

REGISTRATION	PROGRAM	COURSE	COURSE OPTION	STATUS
2021-01-07	Tennis	Tennis Lessons	Private 1:1 - Tennis Lessons (6) 30 minute lessons	Active